



FLINT & SAGINAW ODYSSEY HOUSE, INC

STATISTICS

- Odyssey House continues to serve co-occurring clients at a much greater rate than the national average.
- Average level of education for clients coming to treatment is the 12th grade.
- Odyssey House had 2574 Unduplicated clients for the Fiscal Year 2019-2020. (Housing is not included in overall total as those clients are in other services.)

PROFILE

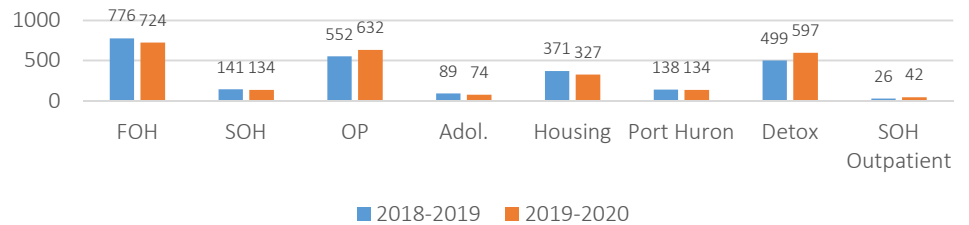
Flint, Saginaw, and Port Huron Odyssey House drug and alcohol treatment programs continue as the heart of the Odyssey Village's holistic and comprehensive recovery management service array. In addition to providing residential and outpatient drug and alcohol treatment services the Odyssey Village includes a virtual village of services that recognizes addiction as a chronic problem that requires a long term relationship through a therapeutic community.

CONTACT

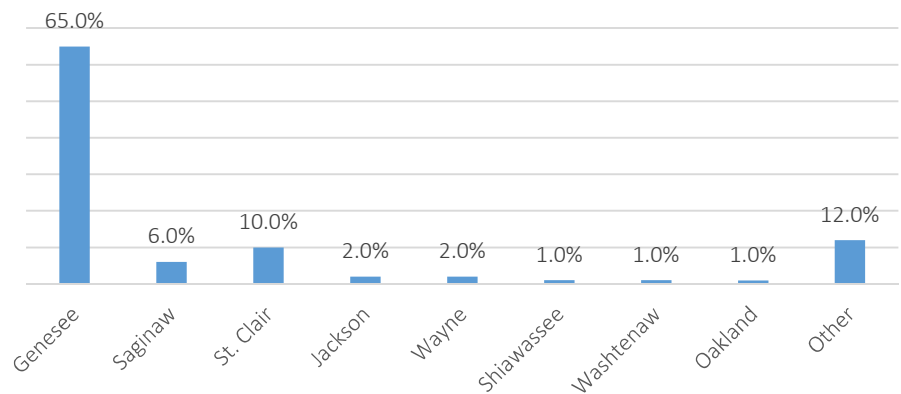
PHONE:
 Flint: (810) 238-5888
 Saginaw: (989) 754-8598
 Port Huron: (810) 937- 5366

WEBSITE:
www.odysseyvillage.com

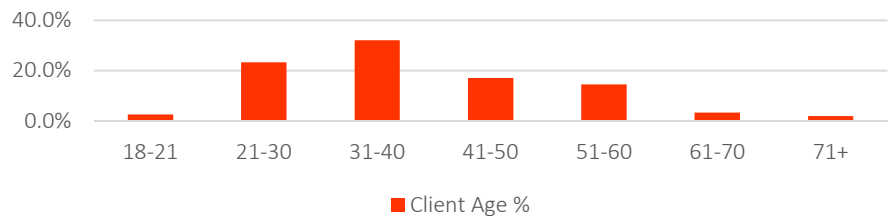
Client Totals



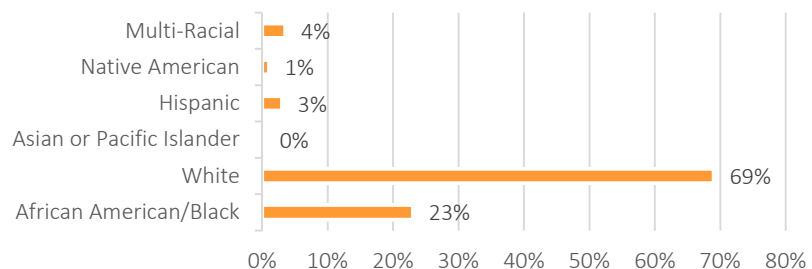
Clients by County %



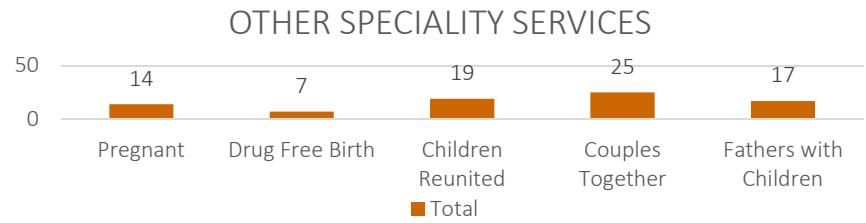
Client Age Range %



Race %

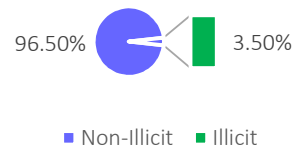


- WOMEN SPECIALITY SERVICES: 295 Total
- ENHANCED WOMEN SPECIALTY SERVICES: 147 Total
- CHILDREN: Flint Odyssey House provided on site services to 83 children. Saginaw Odyssey House provided services to 36 children.



- Average Length of Stay for clients in treatment was 115 days for Fiscal Year 2019-2020
- PREVENTION: Approximately 1300 people were served prevention services.
- TOXICOLOGY: 11306 drug screens were administered to clients with an illicit use rate of only 3.5%

Illicit Use Rate



- CLIENT SATISFACTION: 141 clients were surveyed during the year 2019-2020 about their overall satisfaction within the program. Overall satisfaction amongst the responses was 4.2 on a scale of 1 – 5. 1 being greatly dissatisfied and 5 greatly satisfied.

- FOLLOW UP DATA: 207 Follow up surveys were collected from client’s who had left treatment
 - Homelessness and dependent living has increased slightly.
 - 94% had no new incarcerations.
 - 31% had resolved probation.
 - 51% continued SUD treatment after leaving odyssey house.
 - 49% continued to see a psychiatrist.
 - 24% resolved open CPS cases and only 4% reported new CPS cases.
 - 89% reported the amount of alcohol they use improved since leaving odyssey house.
 - 84% reported the amount of drugs they use has improved since leaving odyssey house.

FINANCIAL STATEMENTS

- As Odyssey House continues to grow so does our commitment to helping communities we serve.

Revenues and Expenses of all Odyssey House Programs

